

The ibidi product family is comprised of a variety of μ -Slides and μ -Dishes, which have all been designed for high-end microscopic analysis of fixed or living cells. The glass bottom versions of the μ -Slides and μ -Dishes are especially designed for TIRF and super resolution applications. The Glass Bottom Dish 35 mm is a standard glass bottom dish for cell culture and high resolution microscopy.

Material

The Glass Bottom Dish ^{35 mm} is made of a standard 35 mm Dish, but with a glass coverslip bottom. It is not possible to detach the bottom. The Dishes are not autoclavable since they are temperature stable only up to 80°C / 175°F.

Optical Properties Glass Bottom Dish ^{35 mm}

Refractive index n_D	1.523
Abbe number	55
Thickness	No. 1.5 (170 μm (+20 μm / -10 μm))
Material	Schott borosilicate glass, D 263M

Attention!

Be cautious when handling ibidi labware products with glass bottom! The glass coverslip or glass slide is very fragile and might break easily. Handle with care to avoid physical injury and damage to devices through leakage of the medium.

Geometry

Geometry of the Glass Bottom Dish ^{35 mm}

Diameter dish	35 mm
Volume	2000 μl
Growth area	3.14 cm^2
Diameter growth area	20 mm
Coating area using 400 μl	3.7 cm^2
Height with / without lid	11.7 mm / 9.9 mm
Bottom	Glass coverslip No. 1.5

Surface and Coating

The Glass Bottom Dish ^{35 mm} is manufactured with an uncoated glass coverslip. Washing steps (e.g. with PBS) before cell seeding can remove glass dust which is advantageous for direct cell growth on the surface.

Protein coatings increase direct cell growth of adherent cells. Specific coatings on glass are possible following this protocol:

- Prepare your coating solution according to the manufacturer's specifications or reference. Prepare your Glass Bottom Dish ^{35 mm}. Adjust the concentration to a coating area of 3.7 cm^2 and 400 μl .
- Apply 400 μl into the growth area. Make sure that the entire bottom is covered with liquid easily tilting or shaking the μ -Dish. Put on the lid and leave at room temperature for at least 30 minutes.
- Aspirate the solution and wash. Optionally, let dry at room temperature.

Detailed information about coatings is provided in Application Note 08 "[Cell culture coating](#)".

Shipping and Storage

The μ -Slides, μ -Dishes and μ -Plates are sterilized and welded in a gas-permeable packaging. The shelf life under proper storage conditions (in a dry place, no direct sunlight) is listed in the following table.

Conditions	
Shipping conditions	Ambient
Storage conditions	RT (15-25°C)
Shelf Life of Different Surfaces	
ibiTreat, Glass Bottom, ESS	36 months
Collagen, Poly-L-Lysine	18 months

Seeding Cells

Depending on your cell type, application of a $4-9 \times 10^4$ cells/ml suspension should result in a confluent layer within 2-3 days.

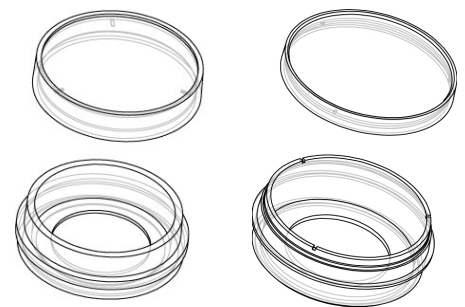
- Trypsinize and count cells as usual. Dilute the cell suspension to the desired concentration.
- Apply 400 μ l cell suspension into the inner well of the μ -Dish. Avoid shaking as this will result in inhomogeneous distribution of the cells.
- After cell attachment add additionally 1.6 ml of pure medium to ensure optimal grow conditions.
- Cover the μ -Dish with the supplied lid. Incubate at 37°C and 5% CO₂ as usual.

We recommend not to fill more than the indicated total volume into the Glass Bottom Dish ^{35 mm} in order to avoid the liquid contacting the lid.

Undemanding cells can be left in their seeding medium for several days and grow to confluence there. However, best results are achieved when the medium is changed every 2-3 days. Carefully aspirate the old medium and replace it by up to 2 ml fresh medium.

Glass Bottom Dish Selection Guide

	Glass Bottom Dish ^{35 mm}	μ -Dish ^{35mm, high} Glass Bottom
Lid	normal	with Lid Lock position
Evaporation	medium	low
Coverslip	No. 1.5	No. 1.5H
Thickness	170 μ m (+20 μ m/-10 μ m)	170 μ m ($\pm 5 \mu$ m)
Packaging	10 pieces	1 piece



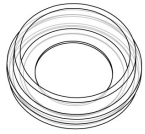
Ordering Information

μ -Dish ^{35mm, high} Glass Bottom



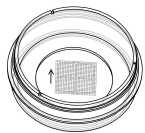
Cat. No.	Description
81158	μ -Dish ^{35mm, high} Glass Bottom: \varnothing 35 mm, high wall (2 ml volume), #1.5H (170 \pm 5 μ m) D 263 M Schott glass, sterilized

Glass Bottom Dish ^{35 mm}



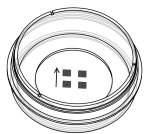
Cat. No.	Description
81218-200	Glass Bottom Dish ^{35 mm} : \varnothing 35 mm, high wall (2 ml volume), #1.5 (170 μ m (+20 μ m/-10 μ m)) D 263 M Schott glass, sterilized, 200 pieces
81218-800	Glass Bottom Dish ^{35 mm} : \varnothing 35 mm, high wall (2 ml volume), #1.5 (170 μ m (+20 μ m/-10 μ m)) D 263 M Schott glass, sterilized, 800 pieces

μ -Dish ^{35mm, high} Glass Bottom Grid-500



Cat. No.	Description
81168	μ -Dish ^{35mm, high} Glass Bottom Grid-500: \varnothing 35 mm, high wall (2 ml volume), #1.5H (170 \pm 5 μ m) D 263 M Schott glass, grid repeat distance 500 μ m, sterilized

μ -Dish ^{35mm, high} Glass Bottom Grid-50



Cat. No.	Description
81148	μ -Dish ^{35mm, high} Glass Bottom Grid-50: \varnothing 35 mm, high wall (2 ml volume), #1.5H (170 \pm 5 μ m) D 263 M Schott glass, grid repeat distance 50 μ m, sterilized

For research use only!

Further technical specifications can be found at www.ibidi.com. For questions and suggestions please contact us by e-mail info@ibidi.de or by telephone +49 (0)89/520 4617 0. All products are developed and produced in Germany.

© ibidi GmbH, Am Klopferspitz 19, 82152 Martinsried, Germany.